

2021-22 Texas Academic Performance Report (TAPR)

District Name: HURST-EULESS-BEDFORD ISD

This page is intentionally blank.

Texas Education Agency
2021-22 STAAR Performance (TAPR)
HURST J H (220916043) - HURST-EULESS-BEDFORD ISD - TARRANT COUNTY

School Year	State	District	Campus	African American	Hispanic	White	American												
-------------	-------	----------	--------	------------------	----------	-------	----------	--	--	--	--	--	--	--	--	--	--	--	--



Texas Education Agency
2021-22 STAAR Performance (TAPR)
 HURST J H (220916043) - HURST-EULESS-BEDFORD ISD - TARRANT COUNTY

	School Year	State	District	Campus	African American	Hispanic	White	American Indian	Asian	Pacific Islander	Two or More Races	Special Ed (Current)	Special Ed (Former)	Continuously Enrolled	Non-Continuously Enrolled	Econ Disadv	EB EL (Current & Monitored)
At Masters Grade Level	2022	20%	32%	32%	23%	26%	39%	*	65%	21%	33%	5%	32%	34%	24%	29%	27%
	2021	18%	25%	19%	12%	13%	28%	-	43%	9%	14%	2%	26%	20%	16%	18%	18%
All Grades Science																	
At Approaches Grade Level or Above	2022	76%	86%	90%	84%	88%	95%	-	95%	*	91%						

Texas Education Agency
2021-22 STAAR Performance (TAPR)
HURST J H (220916043) - HURST-EULESS-BEDFORD ISD - TARRANT COUNTY

School Year	State	District	Campus	African American	Hispanic	White	American Indian	Asian										
-------------	-------	----------	--------	------------------	----------	-------	-----------------	-------	--	--	--	--	--	--	--	--	--	--

Texas Education Agency
2021-22 Progress (TAPR)

HURST J H (220916043) - HURST-EULESS-BEDFORD ISD - TARRANT COUNTY


Due to the cancellation of spring 2020 STAAR, 2022 and 2019 progress data are shown.

School Year	State	District	Campus	African American	Hispanic	White	American Indian	Asian	Pacific Islander	Two								





Texas Education Agency
2021-22 STAAR Participation (TAPR)
 HURST J H (220916043) - HURST-EULESS-BEDFORD ISD - TARRANT COUNTY

	State	District	Campus	African American	Hispanic	White	American Indian	Asian	Pacific Islander	Two or More Races	Special Ed (Current)	Special Ed (Former)	Continuously Enrolled	Non-Continuously Enrolled	Econ Disadv	EB EL (Current & Monitored)
Not Included in Accountability: Other																



Texas Education Agency
 2021-22 Attendance, Graduation, and Dropout Rates (TAPR)
 HURST J H (220916043) - HURST-EULESS-BEDFORD ISD - TARRANT COUNTY

	State	District	Campus	African American	Hispanic	White	American Indian	Asian	Pacific Islander	Two or More Races	Special Ed	Econ Disadv	EB/EL
Graduates, TxCHSE, and Continuers	93.8%	98.9%	-	-	-	-	-	-	-	-	-	-	-



Texas Education Agency
2021-22 Graduation Profile (TAPR)
 HURST J H (220916043) - HURST-EULESS-BEDFORD ISD - TARRANT COUNTY


	Campus Count	Campus Percent	District Count	State Count
Graduates€(2020-21 Annual Graduates)				
Total Graduates	-	-	1,633	358,842
By Ethnicity:				
African American	-	-	313	44,018
Hispanic				



There is no data for this campus.

There is no data for this campus.

Texas Education Agency
2021-22 Other Postsecondary Indicators (TAPR)



Texas Education Agency
2021-22 Student Information (TAPR)
 HURST J H (220916043) - HURST-EULESS-BEDFORD ISD - TARRANT COUNTY

Student Information	--Non-Special Education Rates--			---Special Education Rates---		
	Campus	District	State	Campus	District	State
Retention Rates by Grade:						
Kindergarten	-	5.5%	1.9%			

Texas Education Agency
2021-22 Staff Information (TAPR)